

RITCHIE[®] NAVIGATION

PRODUCT CATALOG '09



navigation begins with the right compass

NAVIGATION BEGINS WITH THE RIGHT COMPASS.

Since 1861, Ritchie has been making only one thing – compasses. Which means every ounce of our time and energy goes into precision-crafting the highest quality product available. When you've invested so much in your boat, that kind of commitment makes all the difference.



WITHOUT A COMPASS, WHERE ARE YOU?

Lost. Because only a compass can give you true real-time heading. There's no lag-time when you turn. No loss of accuracy as you slow down. And your heading is never off by several degrees. Which means you won't have to over-compensate, zigging and zagging, wasting time and gas when you could have just gone straight.

GPS AND RITCHIE — WORKING TOGETHER.

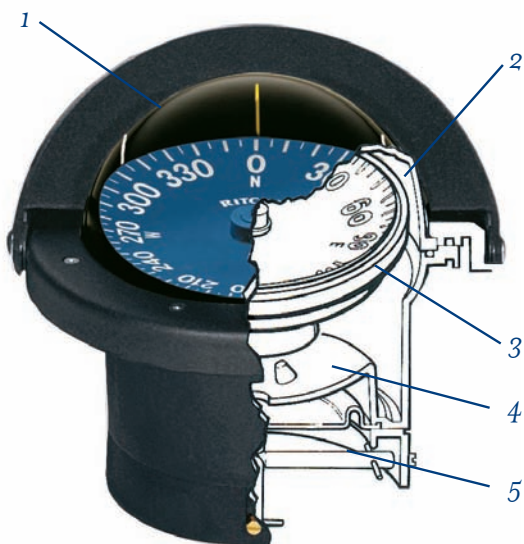
One way to achieve optimal performance and safety with your Ritchie compass is by using your electronic and magnetic navigation data together. By doing this, you get the best of both worlds. Your GPS informs you of your boat's position and calculates the speed and direction in which your boat has been traveling, while your compass tells you your real-time heading. Wind, current and boat speed can all create a discrepancy between what your GPS says and what's really happening. And that's where a Ritchie compass comes in.

When it comes down to it, Ritchie's commitment to innovation, quality and reliability are unparalleled in the industry. So when you buy a Ritchie compass, you can be confident that your boat is getting the performance and safety it deserves.



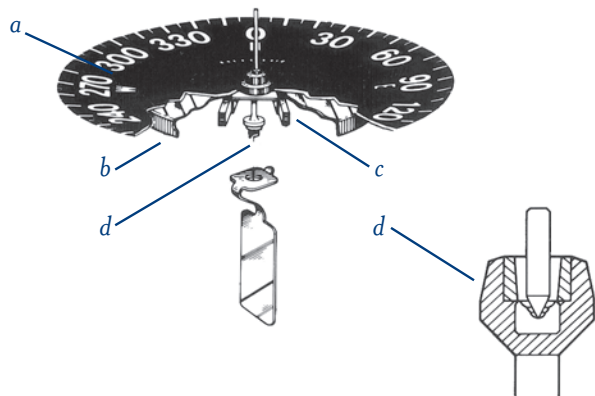
NAVIGATION BEGINS WITH THE RIGHT COMPASS.

When properly sized, installed and compensated a marine compass is the most important instrument on any boat. It will provide accurate, trouble-free heading references under the most adverse conditions without relying on electricity, radio signals or satellite communications. The most important criteria when selecting a compass are dial size and mounting style. Quality components aid accuracy, smooth response, stability and trouble-free operation. Although the size and shape of Ritchie Compass models may vary, this cutaway engineering illustration is representative of the modern technology that makes Ritchie Compasses the World's Best Marine Compasses.



REPAIRABILITY & WARRANTY

All Ritchie compasses are 100% repairable and are backed by Ritchie's exclusive 5-year Warranty. See the "warranty" section on the back cover for complete details.



1 COMPASS DOME

The dome provides clear and accurate magnification of the dial. Our domes are made exclusively for Ritchie using a heavy-duty, optically clear polymer.

2 COMPASS BOWLS & HOUSINGS

Bowls and housings are made from brass, or high-strength glass reinforced polymers.

3 GIMBAL SYSTEMS

All Ritchie Compasses are engineered to operate normally within their environment without bottoming out due to the pitch and roll or heel of the boat. An internal gimbaling system is most often applied to provide this important function. This illustration shows the bi-axis gimbal system used in many Ritchie models. This dial assembly is suspended by Gimbal Rings and Pans formed from ultra lightweight aluminum and held in place with spring loaded brass pins. A Brass Counter Balance keeps the entire system level.

4 FLUID BAFFLE & ROLLER DIAPHRAGM

Baffles reduce turbulence in the dampening fluid. Diaphragms allow the fluid to expand or contract with changes in temperature or pressure without forming bubbles.

5 CORRECTOR MAGNETS

Deviation occurs when something on board your boat draws the compass magnets away from their attraction to the earth's magnetic field; i.e. masses of iron, engines, electric motors, electronics with speaker magnets, batteries, electronic instruments, tachometers with magnets, engine controls, steering wheels and electric appliances.

All Ritchie compasses that are intended for use on boats that could have deviation problems, have built-in compensators. These compensators are non-interactive magnets that are balanced and optimally spaced for accurate correction. Compensation instructions are included.

a RITCHIE DIALS

Dial measurements are given in the apparent visual size. Models are available in sizes from 2" (5.08cm) to 6" (15.24cm) in diameter. In many models you can select either a Traditional Flat Card or Direct Reading Dial. The CombiDial™, which is both a flat card and direct reading dial in one, is also available in several Voyager, Helmsman and Navigator models.

b POWERDAMP® PERFORMANCE

Each dial is engineered to provide the ultimate in steady, smooth performance and easy readability. Traditional Flat Dials are equipped with Ritchie's race proven PowerDamp® system, a lightweight baffle that eliminates spinning and dial jumping at high speeds and in rough conditions. Direct Reading and CombiDial™ dials are formed so that their shape also provides PowerDamp performance.

c DIRECTIVEFORCE™ MAGNETS

Ritchie uses special High Gauss Magnets that are field balanced and matched to each compass model, dial style and size. They are attached to the underside of the dial in pairs matched to seek and lock on to magnetic north. This provides superior accuracy and smooth, rapid response.

d PIVOT AND JEWEL MOVEMENT

All Ritchie Compasses use a Hardened Steel Pivot and Triple Cup Sapphire Jewel Movement. They are microscopically matched to provide smooth dial operation and fast lock-on, under the most severe conditions. There are no plastic pivots or jewels in Ritchie Compasses.



This wheelmark symbol denotes conformance with standards ISO 10316(E) and ISO 613:2000(E)

SELECTING AND INSTALLING YOUR COMPASS.

When you choose your compass, you should always consider four things: mounting style, size, readability of the card and the design of your boat. Our guide below will help you select the Mounting Style and Dial Design that best suit your boat. You'll find more information on positioning, utilizing and optimizing your compass in Ritchie's Complete Guide to Compass Navigation. Download it for free on www.ritchienavigation.com

MOUNTING STYLES



DASH MOUNT

ideal for powerboats with limited dash space



FLUSH / SURFACE MOUNT

ideal for today's compact helm designs



BULKHEAD MOUNT

often used on sailboats to reduce interference with lines and to save space



BINNACLE MOUNT

features an outer case, often with a light-shielding hood



BRACKET MOUNT

can be mounted on the deck or dash; allows compass to remain at proper viewing angle



Ritchie has available special custom fit covers for many models.

Ritchie also provides full ranges of Specialized Compasses for Small Racing Boats (pg 29), Fishing Boats (pg 30), Kayaks (pg 31-32) and Steel & Commercial Boats (pg 33-34).

DIAL DESIGN

Wherever your compass is positioned on your boat, you'll need a dial that provides you with ultimate readability in every condition you encounter.



COMBI-DIAL

a combination of the direct-read and flat-card designs; incorporates dials that can be read from both above and directly in front of the compass and maximizes readability from any angle



DIRECT-READ DIAL

allows you to see the compass heading and lubber line from directly in front; good for when boat design requires your compass to be positioned at eye level



GIMBALED COMPASS

always used on sailboats; can improve readability by allowing free movement of the compass dial in rough conditions or when the boat is heeling

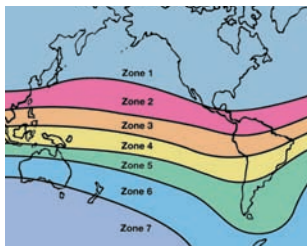


FLAT-CARD DIAL

allows you to look down on the compass to see the course heading

POSITIONING

In an ideal situation, a compass should be mounted directly in front of the helm, as well as directly above the centerline of the hull. If this is not possible, the compass should be mounted parallel to the centerline. And on powerboats with upper steering stations, you should have a compass installed at both locations.



BALANCING COMPASS DIALS

RITCHIE DOES NOT COMPROMISE ON PERFORMANCE.

The dials in magnetic compasses should be balanced to compensate for dip caused by Earth's magnetic field. All Ritchie Compasses come standard for Zone 1 (essentially all of the Northern Hemisphere). When requesting a compass for Zone 2-7, please indicate the zone most central to your boating area. Once balanced for a specific Zone, the compass will maintain accuracy for one Zone north or south.

For additional information please call our service department at (781) 709-3202.

E-mail: service@ritchienavigation.com

VENTURE[®] COMPASS

bulkhead mount (*sailboats only*)



SR-2

BULKHEAD MOUNT, 3 3/4" DIAL

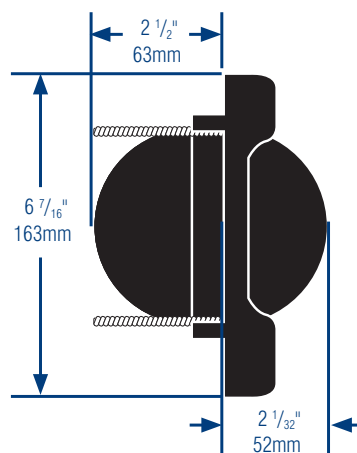
for sailboats 16 to 36 feet

RITCHIE VENTURE[™] SR-2

Boat Style/Size	Sail 16ft (4.88m) to 36ft (10.97m)
Dial Size/Design	3 3/4" (94mm)/CombiDial
Compensators	SR-CM2 Sold Separately
Mounting Hole	4 1/2" (113mm) - 4 5/8" (122mm)
Warranty	5-Year
Approx. Shipping Wt.	2 lb. (.91kg)
Protective Cover	Provided

VENTURE[™] COMPASS FEATURES

- Mount at any angle up to 45 degrees from the bulkhead. No mounting block required.
- Full gimbal operation allows 45 degrees of pitch and better visibility in harsh conditions.
- INC-45 Clinometer included for accurate, independent heel reading.
- Weather cover included.
- Back dress cover included.
- 12-volt night illumination.
- Fasteners and mounting hardware included.
- 5-Year Warranty.
- Compensator Module sold separately SR-CM2.



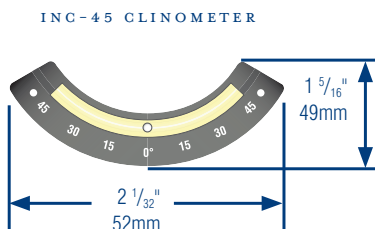
Front Cover



Back Cover



INC-45 Clinometer



SR-CM2 Compensator

SPORT® COMPASSES bracket mount

BRACKET MOUNT, 2" DIAL
for powerboats up to 16 feet

RITCHIESPORT® X-10

Boat Style/Size	Power up to 16 ft (4.88m)
Dial Size/Design	2" (51mm)/Direct-Read Dial
Night Lighting	12V Green
Compensators	Built-in
Warranty	5-Year
Approx. Shipping Wt.	5 oz. (142g)



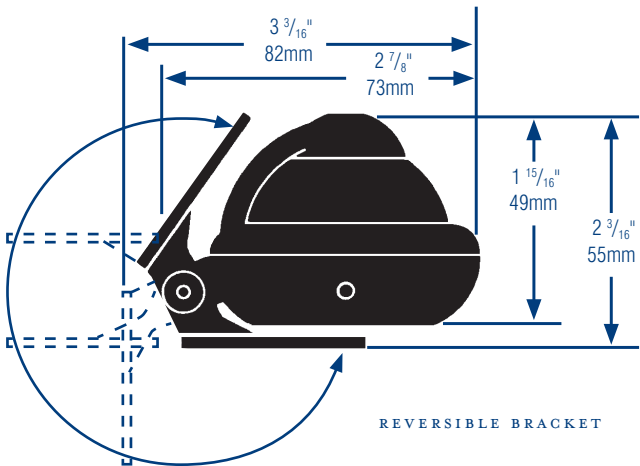
X-10-M



X-10B-M


X-10W-M

X-10-A



REVERSIBLE BRACKET MOUNT

The fully adjustable and reversible Bracket allows a mounting range of over 300° from overhead, through angled and vertical mounts to horizontal surfaces. These mounting position options and your choice of mounting hardware permit mounting on everything from windshield or supporting frame structures, to slanted dashboards and consoles, to almost any flat, angled or vertical surface.



SPORT[®] COMPASSES dash mount



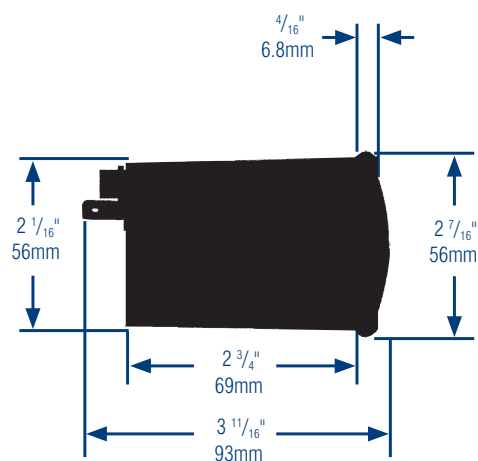
X-21BB



X-21BU



X-21WW



DASH MOUNT, 2" DIAL

for powerboats up to 16 feet

RITCHIESPORT[®] X-21

Boat Style/Size	Power up to 16ft (4.88m)
Dial Size/Design	2" (51mm)/Direct-Read Dial
Night Lighting	12V Green
Compensators	None
Viewing	Adjustable to 30°
Mounting Hole	$2\frac{1}{16}"$ (56mm)
Warranty	5-Year
Approx. Shipping Wt.	5 oz. (142g)

TREK™ COMPASSES flush mount



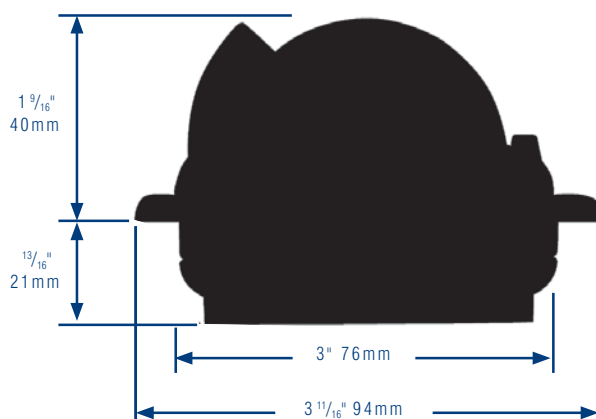
TR-35G



TR-35



TR-35W



FLUSH MOUNT, 2 $\frac{1}{4}$ " DIAL

for powerboats up to 20 feet

RITCHIE TREK™ TR-35

Boat Style/Size	Power up to 20 ft (6.10m)
Dial Size/Design	2 $\frac{1}{4}$ " (57mm)/Direct-Read Dial
Night Lighting	12V Green
Compensators	Built-in
Mounting Hole	3" (7.62cm)
Warranty	5-Year
Approx. Shipping Wt.	9 oz. (256g)

TREK™ COMPASSES bracket mount



TR-31



TR-31W



TR-31G



TR-31B

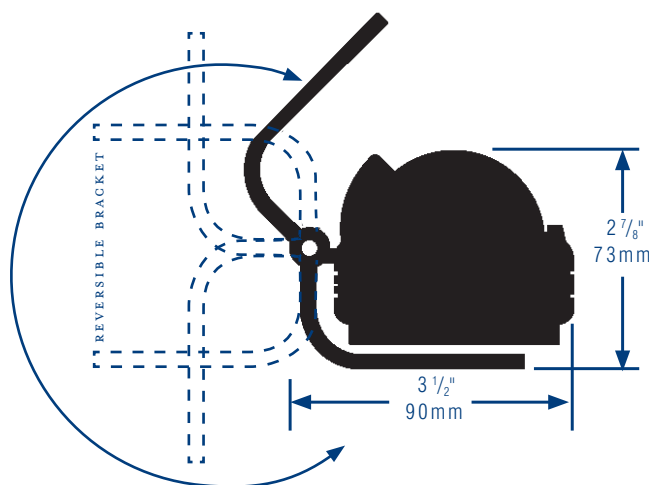


TR-31S

BRACKET MOUNT, 2 1/4" DIAL
for powerboats up to 20 feet

RITCHIE TREK™ TR-31

Boat Style/Size	Power up to 20 ft (6.10m)
Dial Size/Design	2 1/4" (57mm) / Direct-Read Dial
Night Lighting	12V Green
Compensators	Built-in
Warranty	5-Year
Approx. Shipping Wt.	9oz. (256g)



ADJUSTABLE REVERSIBLE BRACKET MOUNT

The fully adjustable and reversible Bracket allows a mounting range of over 300° from overhead, through angled and vertical mounts to horizontal surfaces. These mounting position options and your choice of mounting hardware permit mounting on everything from windshield or supporting frame structures, to slanted dashboards and consoles, to almost any flat, angled or vertical surface.

TREK™ COMPASSES surface mount



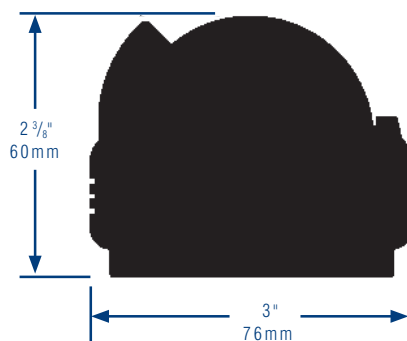
TR-33



TR-33W



TR-33G



SURFACE MOUNT, 2 1/4" DIAL
for powerboats up to 20 feet

RITCHIE TREK™ TR-33

Boat Style/Size	Power up to 20 ft (6.10m)
Dial Size/Design	2 1/4" (57mm)/Direct-Read Dial
Night Lighting	12V Green
Compensators	Built-in
Warranty	5-Year
Approx. Shipping Wt.	9 oz. (256g)

EXPLORER™ COMPASSES

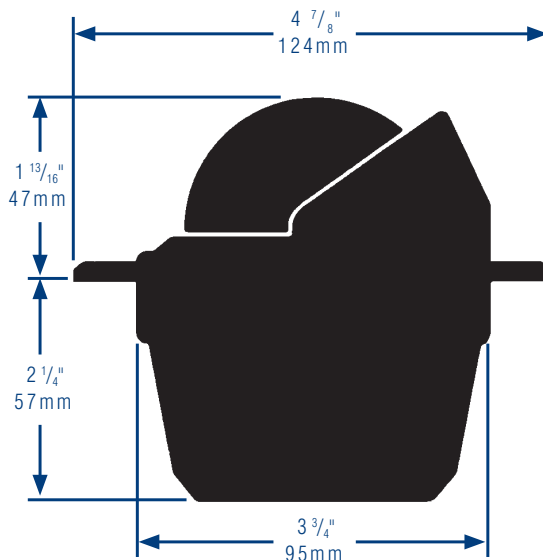
flush mount



F-50W



F-50

FLUSH MOUNT, $2 \frac{3}{4}''$ DIAL

for powerboats up to 24 feet

RITCHIE EXPLORER™ F-50

Boat Style/Size	Power up to 24 ft (7.32m)
Dial Size/Design	$2 \frac{3}{4}''$ (70mm)/Direct-Read Dial
Night Lighting	12V Green
Compensators	Built-in
Mounting Hole	$3 \frac{3}{4}''$ (95mm)
Warranty	5-Year
Approx. Shipping Wt.	1lb. (454g)
Protective Cover	Model No. E-50-C



EXPLORER™ COMPASSES

bracket mount



B-51G



B-51W



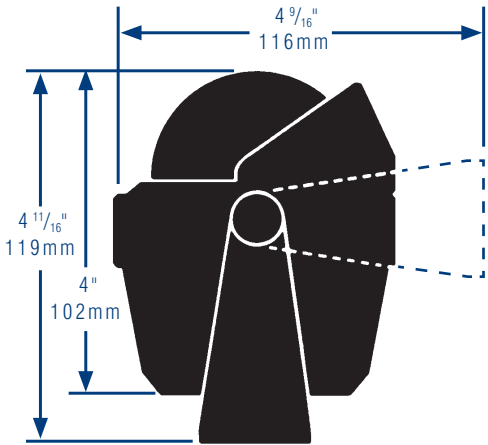
B-51

BRACKET MOUNT, 2 3/4" DIAL

for powerboats up to 24 feet

RITCHIE EXPLORER™ B-51

Boat Style/Size	Power up to 24 ft (7.32m)
Dial Size/Design	2 3/4" (70mm)/Direct-Read Dial
Night Lighting	12V Green
Compensators	Built-in
Warranty	5-Year
Approx. Shipping Wt.	1 lb. (454g)



EXPLORER™ COMPASSES

surface mount



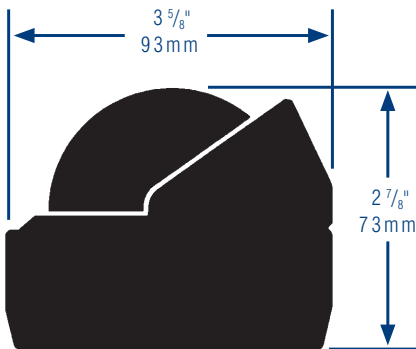
S-53



S-53G



S-53W

SURFACE MOUNT, 2 ³/₄" DIAL

for powerboats up to 24 feet

RITCHIE EXPLORER™ S-53

Boat Style/Size	Power up to 24 ft (7.32m)
Dial Size/Design	2 ³ / ₄ " (70mm)/Direct-Read Dial
Night Lighting	12V Green
Compensators	Built-in
Warranty	5-Year
Approx. Shipping Wt.	1 lb. (454g)
Protective Cover	Model No. E-50-C



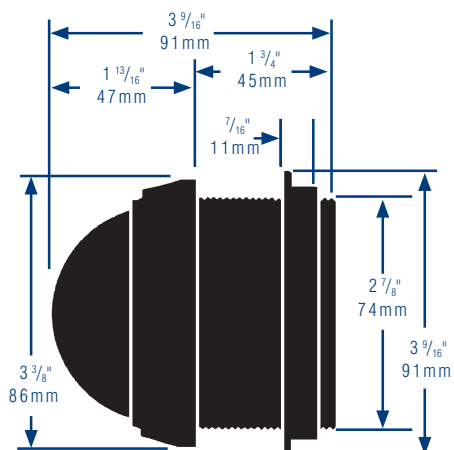
EXPLORER™ COMPASSES dash mount



V-57W.2



V-57.2



DASH MOUNT, $2 \frac{3}{4}''$ DIAL

for powerboats up to 24 feet

RITCHIE EXPLORER™ V-57.2

Boat Style/Size	Power up to 24 ft (7.32m)
Dial Size/Design	$2 \frac{3}{4}''$ (70mm)/Direct-Read Dial
Night Lighting	12V
Viewing	Adjustable to 30°
Compensators	Built-in
Mounting Hole	3" (76mm) Instrument Hole
Warranty	5-Year
Approx. Shipping Wt.	1 lb. (454g)

EXPLORER™ COMPASSES

bulkhead mount



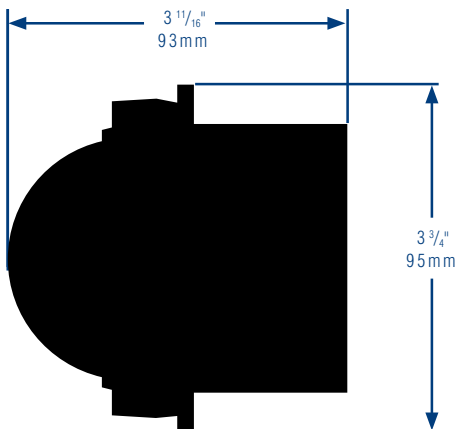
V-537



V-537B



V-537W

**BULKHEAD MOUNT, 2 3/4" DIAL**

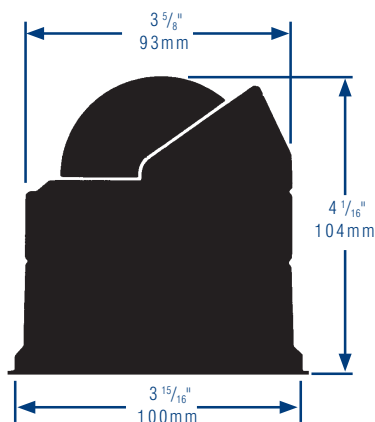
for sailboats up to 24 feet

RITCHIE EXPLORER™ V-537

Boat Style/Size	Sail up to 24 ft (7.32m)
Dial Size/Design	2 3/4" (70mm)/Direct-Read Dial
Night Lighting	12V
Viewing	Adjustable to 30°/Heel angle to 25°
Compensators	Built-in
Mounting Hole	3" (76mm)
Warranty	5-Year
Approx. Shipping Wt.	1 lb. (454g)

EXPLORER™ & VOYAGER® COMPASSES

deck mount



D-55

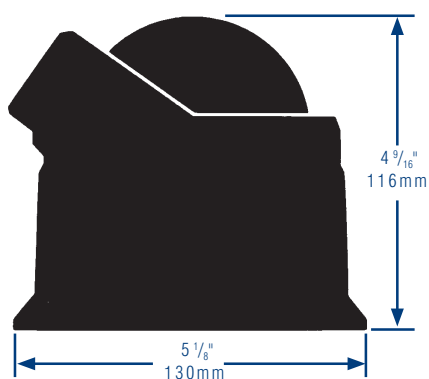


DECK MOUNT, 2 3/4" DIAL

for powerboats up to 24 feet

RITCHIE EXPLORER™ D-55

Boat Style/Size	Power up to 24 ft (7.32m)
Dial Size/Design	2 3/4" (70mm)/Direct-Read Dial
Night Lighting	12V Green
Compensators	Built-in
Warranty	5-Year
Approx. Shipping Wt.	1 lb. (454g)
Protective Cover	Model No. E-50-C



D-84



DECK MOUNT, 3" DIAL

for powerboats up to 28 feet

RITCHIE VOYAGER® D-84

Boat Style/Size	Power up to 28 ft (8.54m)
Dial Size/Design	3" (76mm)/Flat-Card Dial
Night Lighting	12V Green
Compensators	Built-in
Warranty	5-Year
Approx. Shipping Wt.	1 lb. 8oz. (680g)
Protective Cover	Model No. V-80-C

VOYAGER® COMPASSES

flush mount



F-82



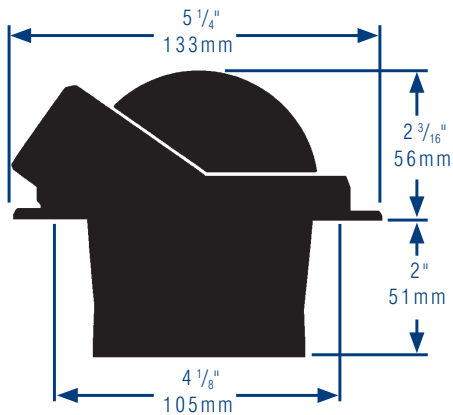
F-83W



F-82W



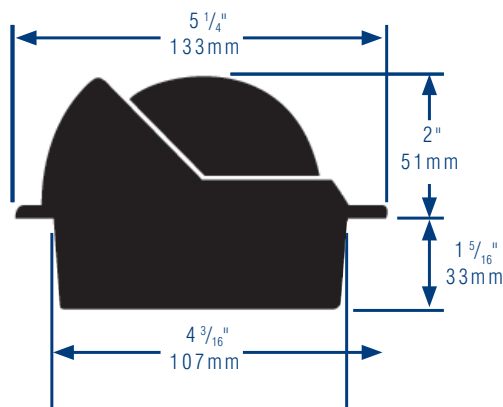
F-83

**FLUSH MOUNT, 3" DIAL**

power or sailboats up to 28 feet

RITCHIE VOYAGER® F-82


Boat Style/Size	Power or Sail up to 28 ft (8.54m)
Dial Size/Design	3" (76mm)/Flat-Card Dial
Night Lighting	12V Green
Compensators	Built-in
Mounting Hole	4 1/8" (105mm)
Warranty	5-Year
Approx. Shipping Wt.	1 lb. 8 oz.(680g)
Protective Cover	Model No. V-80-C

**FLUSH MOUNT, 3" DIAL**

power or sailboats up to 28 feet

RITCHIE VOYAGER® F-83

Boat Style/Size	Power or Sail up to 28 ft (8.54m)
Dial Size/Design	3" (76mm)/CombiDial
Night Lighting	12V Green
Compensators	Built-in
Mounting Hole	4 3/16" (107mm)
Warranty	5-Year
Approx. Shipping Wt.	1 lb. 4 oz.(567g)
Protective Cover	Model No. V-83-C

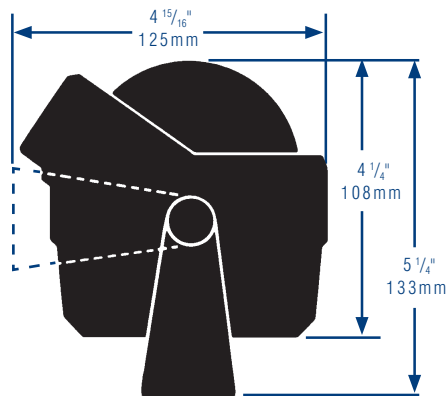


VOYAGER® COMPASSES

bracket mount



B-80



B-81

BRACKET MOUNT, 3" DIAL

for powerboats up to 28 feet

RITCHIE VOYAGER® B-80 & B-81

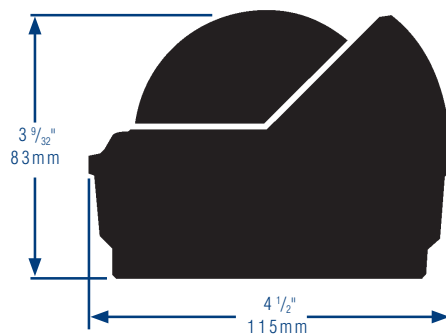
Boat Style/Size	Power up to 28 ft (8.54m)
Dial Size/Design	3" (76mm)/Flat-Card or CombiDial
Night Lighting	12V Green
Compensators	Built-in
Warranty	5-Year
Approx. Shipping Wt.	1lb. 8oz. (680g)
Protective Cover	Model No. V-80-C (B-80) Model No. V-83-C (B-81)

VOYAGER® COMPASSES

surface mount



S-87



S-87W

SURFACE MOUNT, 3" DIAL

for powerboats up to 28 feet

RITCHIE VOYAGER™ S-87

Boat Style/Size	Power up to 28 ft (8.54m)
Dial Size/Design	3" (76mm)/CombiDial
Night Lighting	12V Green
Compensators	Built-in
Warranty	5-Year
Approx. Shipping Wt.	1 lb. 3 oz. (539g)
Protective Cover	Model No. V-83-C

HELMSMAN™ COMPASSES

flush mount



HF-742



HF-742W



HF-743

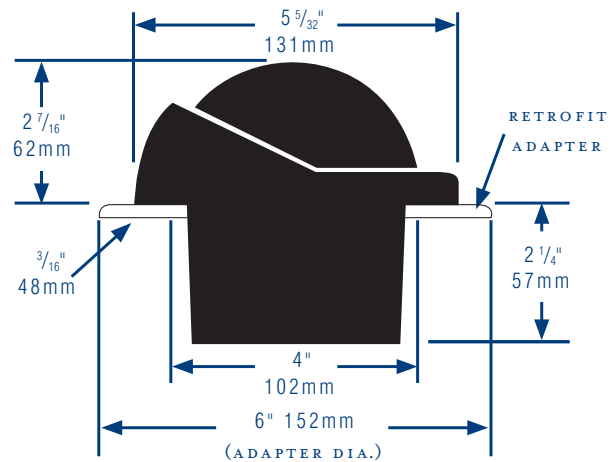


HF-743W



ADAPTER RINGS

6" (152mm) retrofits the existing mounting hole for Model Numbers HF-72s, HF-73s and HF-79s. Adapter Model Numbers: H-ABLK (black) and H-AWHT (white).



FLUSH MOUNT, 3 3/4" DIAL

power or sailboats 25-35 feet

RITCHIE HELMSMAN HF-742

& HELMSMAN HF-743

Boat Style/Size	Power or Sail/25 ft (7.64m) to 35ft (10.68m)
Dial Size/Design	3 3/4" (94mm)/Flat-Card or CombiDial
Night Lighting	12V Green
Compensators	Built-in
Mounting Hole	4" (102mm), 5" (128mm) w/ adapter ring
Warranty	5-Year
Approx. Shipping Wt.	2lb. (907g)
Protective Cover	Model No. H-741-C

HELMSMAN™ COMPASSES

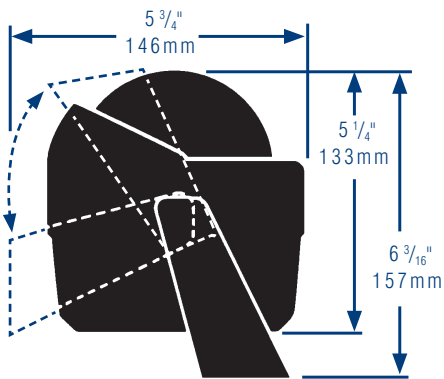
bracket & deck mount



HD-740



HD-741



BRACKET MOUNT, 3 3/4" DIAL
power or sailboats 25-35 feet
RITCHIE HELMSMAN HB-740
& HELMSMAN HB-741

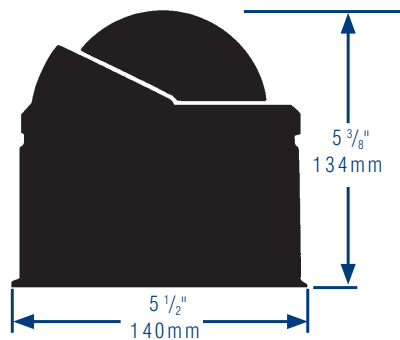
Boat Style/Size	Power or Sail /25ft (7.63m) to 35ft (10.68m)
Dial Size/Design	3 3/4" (94mm)/Flat-Card or CombiDial
Night Lighting	12V Green
Compensators	Built-in
Warranty	5-Year
Approx. Shipping Wt.	2 lb. (907g)
Protective Cover	Model No. H-741-C



HD-744



HD-745



DECK MOUNT, 3 3/4" DIAL
power or sailboats 25-35 feet
RITCHIE HELMSMAN HD-744
& HELMSMAN HD-745

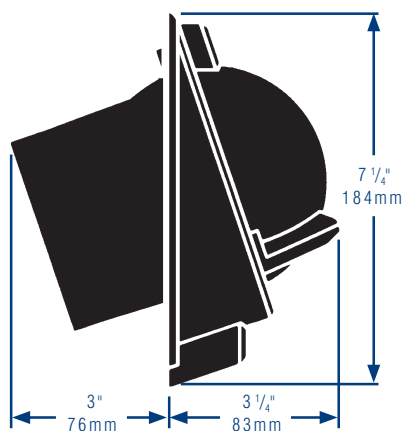
Boat Style/Size	Power or Sail /25ft (7.63m) to 35ft (10.68m)
Dial Size/Design	3 3/4" (94mm)/Flat-Card or CombiDial
Night Lighting	12V Green
Compensators	Built-in
Warranty	5-Year
Approx. Shipping Wt.	2 lb. (907g)
Protective Cover	Model No. H-741-C

NAVIGATOR™ COMPASSES

bulkhead mount



BN-202



BULKHEAD MOUNT, 4 1/2" DIAL

sailboats 28-45 feet

RITCHIE NAVIGATOR™ BN-202

Boat Style/Size	Power or Sail/28ft (8.54m) to 45ft (13.73m)
Dial Size/Design	4 1/2" (114mm) / CombiDial
Night Lighting	12V
Compensators	Built-in
Mounting Hole	5 3/4" (146mm)
Warranty	5-Year
Approx. Shipping Wt.	2lb. 5oz. (1.05kg)
Protective Cover	Model No. BN-C



Navigator bulkhead
leveling block
Model No. N-LB



Navigator bulkhead
back cover
Model No. NC-20

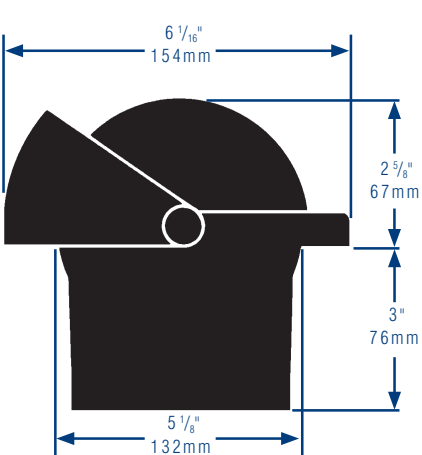
NAVIGATOR™ COMPASSES flush mount



FN-201



FNW-201



FN-203



FNW-203

FLUSH MOUNT, 4 1/2" DIAL
power or sailboats 28-45 feet
RITCHIE NAVIGATOR™ FN-201
& NAVIGATOR™ FN-203

Boat Style/Size	Power or Sail / 28 ft (8.54m) to 45 ft (13.73m)
Dial Size/Design	4 1/2" (114mm)/Flat-Card or CombiDial
Night Lighting	12V Green
Compensators	Built-in
Mounting Hole	5 1/8" (130mm)
Warranty	5-Year
Approx. Shipping Wt.	2 lb. 10 oz. (1.19kg)
Protective Cover	Model No. N-203-C



NAVIGATOR™ COMPASSES

binnacle mount



DNP-200



DNW-200



DNB-200



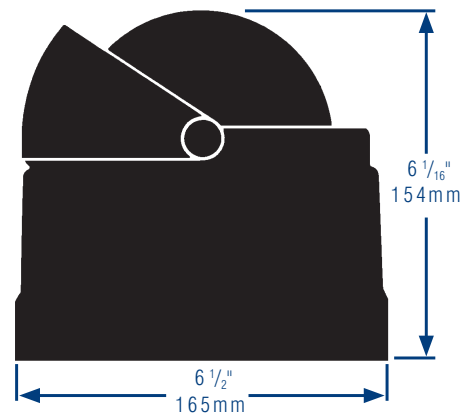
Weather Shield Model No. WS-P

BINNACLE MOUNT, 4 1/2" DIAL

power or sailboats 28 to 45 feet

RITCHIE NAVIGATOR™ DNP-200

Boat Style/Size	Power or Sail/28 ft (8.54m) to 45 ft (13.73m)
Dial Size/Design	4 1/2" (114mm) / Flat-Card Dial
Night Lighting	12V Green
Compensators	Built-in
Warranty	5-Year
Approx. Shipping Wt.	3 lb. 10 oz. (1.65kg)
Protective Cover	Model No. N-203-C
Weather Shield	Model No. WS-P



SUPERSPORT™ COMPASSES flush mount



SS-1002



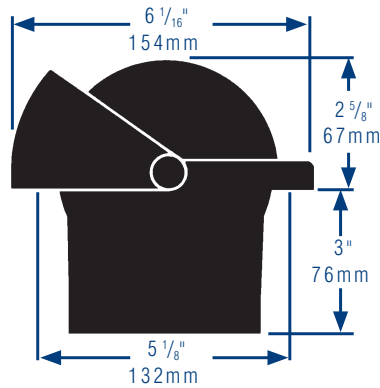
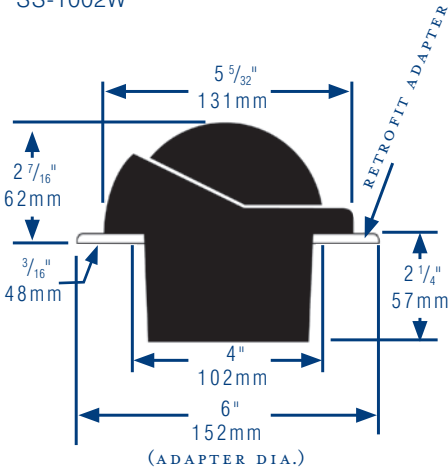
SS-2000W



SS-1002W



SS-2000



ADAPTER RINGS

6" (15.24cm) retrofits the existing mounting hole for Model Numbers SS-1000 and SS-1000W.

Adapter Model Numbers: H-ABLK (black) and H-AWHT (white).

FLUSH MOUNT, 3 3/4" DIAL

high-performance

powerboats 25 to 35 feet

SUPERSPORT SS-1002

Boat Style/Size	High-Performance Power 25 ft (7.63m) to 35 ft (10.68m)
Dial Size/Design	3 3/4" (94mm)/Blue PowerDamp Plus Flat-Card Dial
Night Lighting	12V Green
Compensators	Built-in
Mounting Hole	4" (102mm) – 5" (128mm) w/ adapter ring
Warranty	5-Year
Approx. Shipping Wt.	2 lb. (907g)
Protective Cover	Model No. H-741-C

FLUSH MOUNT, 4 1/2" DIAL

high-performance

powerboats 28 to 45 feet

SUPERSPORT SS-2000

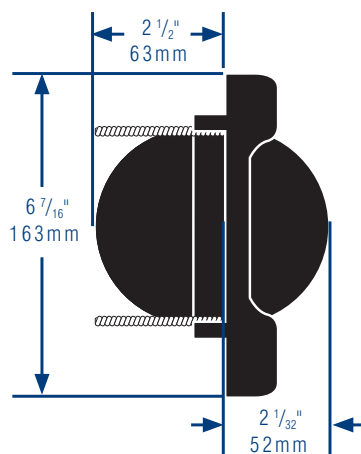
Boat Style/Size	High-Performance Power 28 ft (8.54m) to 45 ft (13.73m)
Dial Size/Design	4 1/2" (114mm)/Blue PowerDamp Plus Flat-Card Dial
Night Lighting	12V Green
Compensators	Built-in
Mounting Hole	5 1/8" (130mm)
Warranty	5-Year
Approx. Shipping Wt.	2 lb. 10 oz. (1.19kg)
Protective Cover	Model No. N-203-C

SUPERSPORT™ COMPASSES flush & bulkhead mount



SS-PR2


Mount at any angle up to 45°



BULKHEAD MOUNT, 3 3/4" DIAL
for powerboats 20 feet and over

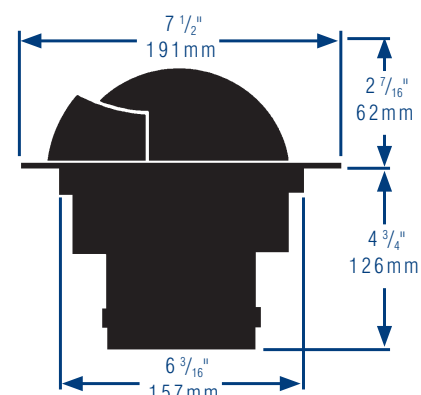
RITCHIE SUPERSPORT™ SS-PR2

Boat Style/Size	Power 20 ft (6.10m) and over
Dial Size/Design	3 3/4" (9.35cm)/CombiDial
Night Lighting	12V Green
Compensators	Built-in
Mounting Hole	4 1/2" (12.2cm)
Warranty	5-Year
Approx. Shipping Wt.	2 lb. (.91kg)
Protective Cover	Provided



SS-PR2

Front Cover



SS-5000W



SS-5000

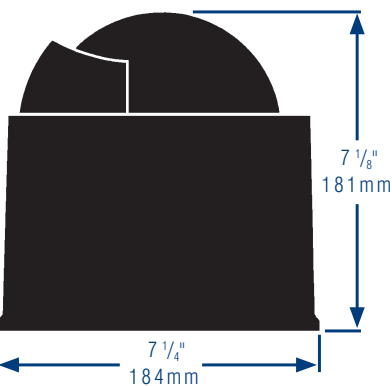
FLUSH MOUNT, 5" DIAL
for high-performance powerboats
over 30 feet

RITCHIE SUPERSPORT™ SS-5000

Boat Style/Size	High-Performance Power over 30 ft (9.15m)
Dial Size/Design	5" (127mm)/PowerDamp Plus Flat-Card Dial
Night Lighting	12V Green
Compensators	Built-in
Mounting Hole	6 1/4" (159mm)
Warranty	5-Year
Approx. Shipping Wt.	5 lb. 12 oz. (2.6kg)
Protective Cover	Model No. LL-C

SPECIFICATIONS

All Globemaster Compasses are individually custom assembled to order. Please ask your dealer or boat builder for complete specifications, options and ordering information. Or, call Ritchie Customer Service at 781-709-3202.



1.

2.

1. Protective Cover for 5"
Model No. GM-5-C

2. Weather Shield Model No. WS-P

DECK & BINNACLE MOUNT, 5" DIAL
power or sailboats over 30 feet

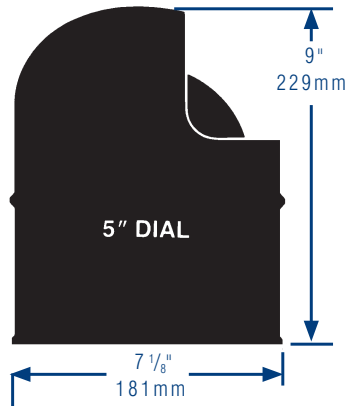
GLOBEMASTER® SP-5	
Boat Style/Size	Power or Sail over 30 ft (9.15m)
Dial Size/Design	5" (127mm)/Flat-Card Dial
Night Lighting	12V Green/24V or 32V by order
Compensators	Built-in
Warranty	5-Year
Approx. Shipping Wt.	6 lb. (2.72kg)
Protective Cover	Model No. GM-5-C
Weather Shield	Model No. WS-P

GLOBEMASTER® COMPASSES

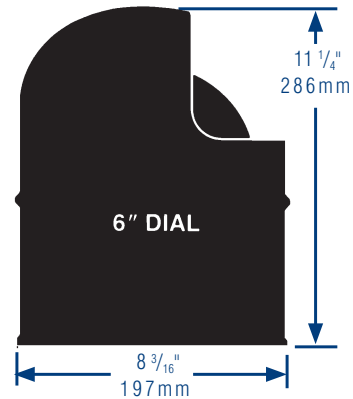
deck & binnacle mount



D-515-EP



D-615-X



1. Protective Cover GM-5-C (5" only)
2. Weather Shield Model No. WS-P (5" only)
3. 2° Dial Model No. G-2 (5" only)
4. 2° Dial w/points Model No. G-2-P (5" and 6")
5. 5° Dial Model No. G-5 (5" and 6")

DECK & BINNACLE MOUNT, 5" & 6" DIALS

power or sailboats over 30 feet

RITCHIE GLOBEMASTER®

D-615-X & RITCHIE

GLOBEMASTER® D-515-EP

Boat Style/Size	5" – Power or Sail/over 30 ft (9.15m) 6" – Power or Sail/over 35 ft (10.65m)
Dial Size/Design	5" (127mm) or 6" (152mm)/ Flat-Card Dial (see style options)
Night Lighting	12V Green/24V or 32V by order
Compensators	Built-in
Warranty	5-Year
Approx. Shipping Wt.	5" Models: 10 lb. (4.54kg) 6" Models: 14 lb. (6.36kg)
Protective Cover	Model No. GM-5-C
Weather Shield	Model No. WS-P

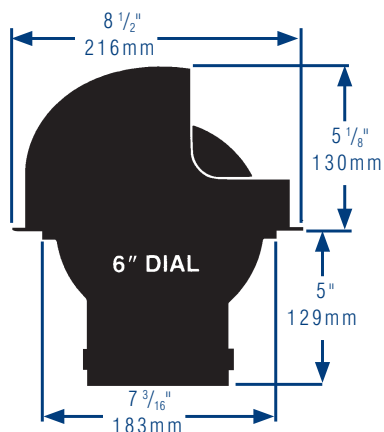
NOTE : When ordering a Globemaster Compass it is important to specify your choice of power or sailboat model; 2°, 2° w/ points, or 5° dial; 12, 24, or 32-volt night lighting and your choice of Polished Stainless (P), Black (B) or Polished Brass (X) finish on all models.

GLOBEMASTER® COMPASSES

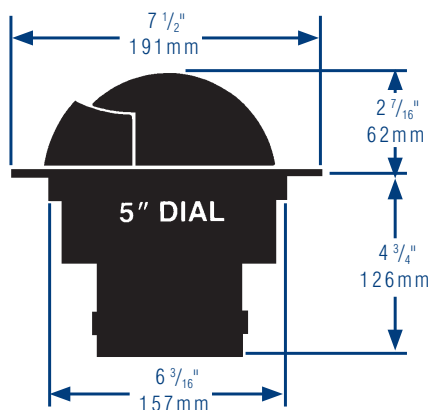
flush & binnacle mount



FD-600P



FB-500



5" & 6" DIALS for power or sailboats over 30 feet

FLUSH MOUNT WITHOUT HOODS

Part #	Dimensions	Approx. Shipping Wt.
B-500	5" dial, 6 7/8" (175mm) OD	5 lb. 12 oz. (2.61 kg)
* SB-500	5" dial, 6 7/8" (175mm) OD	5 lb. 12 oz. (2.61 kg)
B-600	6" dial, 8" (203mm) OD	11 lb. (4.99 kg)
* SB-600	6" dial, 8" (203mm) OD	11 lb. (4.99 kg)
* SF-500	5" dial, 7 1/2" (191mm) OD	5 lb. 12 oz. (2.61 kg)
* SF-600	6" dial, 9" (229mm) OD	11 lb. (4.99 kg)
FB-500	5" dial, 7 1/2" (191mm) OD	5 lb. 12 oz. (2.61 kg)
F-600	6" dial, 9" (229mm) OD	11 lb. (4.99 kg)

BINNACLE MOUNT WITHOUT HOODS

Part #	Dimensions	Approx. Shipping Wt.
* SP-5	5" dial, 7 1/8" (183mm) OD	6 lb. (2.72 kg)
515	5" dial, 7 1/8" (183mm) OD	8 lb. 6 oz. (3.80 kg)
* 515-E	5" dial, 7 1/8" (183mm) OD	8 lb. 6 oz. (3.80 kg)
615	6" dial, 8 3/16" (197mm) OD	11 lb. 8 oz. (5.28 kg)
* 615-E	6" dial, 8 3/16" (197mm) OD	11 lb. 8 oz. (5.28 kg)

FLUSH MOUNT WITH HOODS

Part #	Dimensions	Approx. Shipping Wt.
FD-500	5" dial, 7 1/2" (191mm) OD	8 lb. 9 oz. (3.87 kg)
* FD-500E	5" dial, 7 1/2" (191mm) OD	8 lb. 9 oz. (3.87 kg)
FD-600	6" dial, 8 1/2" (216mm) OD	13 lb. 8 oz. (6.12 kg)
* FD-600E	6" dial, 8 1/2" (216mm) OD	13 lb. 8 oz. (6.12 kg)

BINNACLE MOUNT WITH HOODS

Part #	Dimensions	Approx. Shipping Wt.
D-515	5" dial, 7 1/8" (183mm) OD	10 lb. (4.54 kg)
* D-515-E	5" dial, 7 1/8" (183mm) OD	10 lb. (4.54 kg)
D-615	6" dial, 8 3/16" (197mm) OD	14 lb. (6.36 kg)
* D-615-E	6" dial, 8 3/16" (197mm) OD	10 lb. (4.54 kg)

* designates sailboat features: Low Level Lighting and 45° Lubber Lines

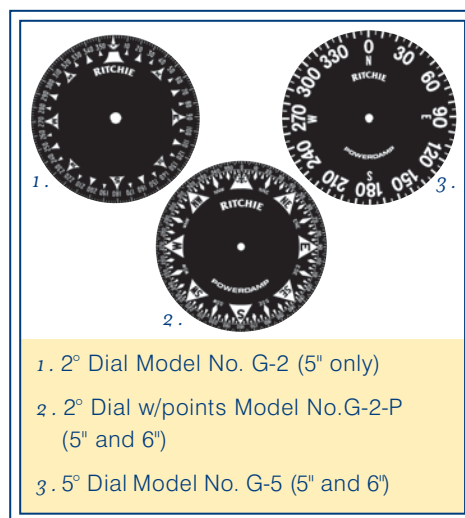
FLUSH MOUNT,

5" & 6" DIALS

power or sailboats over 30 feet

GLOBEMASTER SERIES

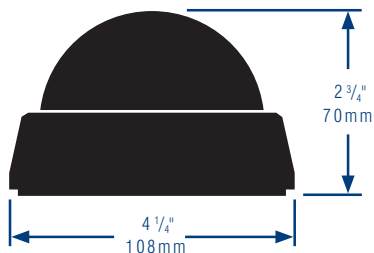
Boat Style/Size	Power or Sail over 30 ft (9.15m) 6" models recommended for boats over 35 ft (10.5m)
Dial Size/Design	5" (127mm) or 6" (152mm) Flat-Card Dial (see style options)
Night Lighting	12V Green/24V or 32V by order
Compensators	Built-in
Mounting Hole	5" models: 6 1/4" (159mm) 6" models: 7 1/4" (184mm)
Warranty	5-Year
Approx. Shipping Wt.	Call for specifics
Protective Cover	Model No. LL-C (for Models SF-500 & FB-500 only)



SMALL SAILBOAT RACING COMPASSES



NEW
XP-98W



SURFACE MOUNT, 3" DIAL

racing sailboats up to 24 feet

RITCHIE X-PORT TACTICIAN™ XP-98W

Boat Style/Size small racing sailboats up to 24 ft (7.32m)

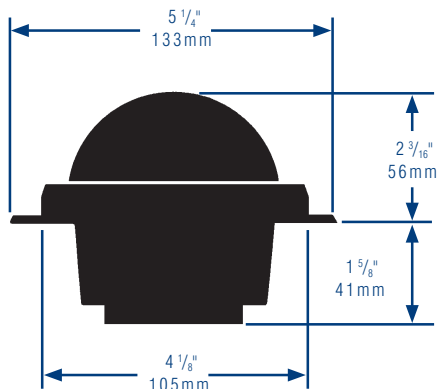
Dial Size/Design 3" (76mm)/CombiDial with
Tactical Quadrants to show
Wind Shifts and Headers

Warranty 5-Year

Approx. Shipping Wt. 1lb. (454g)



RU-90



FLUSH MOUNT, 3" DIAL

racing sailboats up to 24ft

RITCHIE VOYAGER® RU-90

Boat Style/Size small racing sailboats up to 24 ft (7.32m)

Dial Size/Design 3" (76mm)/Blue Flat-Card Dial

Night Lighting none*

Mounting Hole 4 1/8" (105mm)

Warranty 5-Year

Approx. Shipping Wt. 1 lb. 4 oz. (567g)

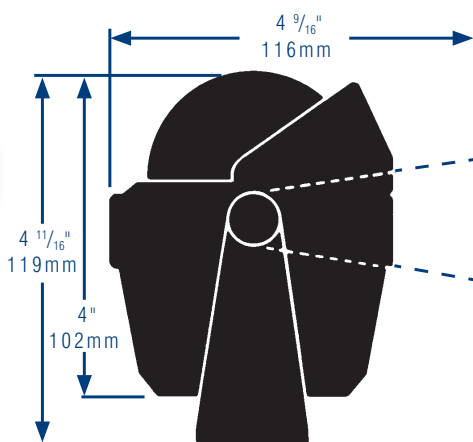
Protective Cover Model No. V-81-C

*Light Kit VL-100 available for RU-90

FISHING BOAT COMPASSES



RA-91



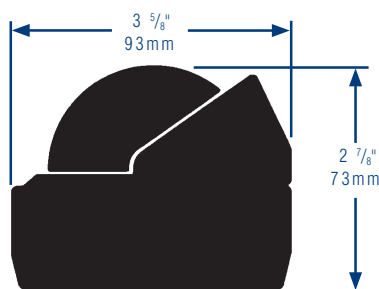
**BRACKET MOUNT
& SURFACE MOUNT, 2 3/4" DIAL**
fishing boats up to 24 feet

**RITCHIE ANGLER® RA-91
& ANGLER® RA-93**

Boat Style/Size	Power up to 24 ft (7.32m)
Dial Size/Design	2 3/4" (70mm)/Blue Direct-Read Dial
Night Lighting	12V Green
Compensators	Built-in
Warranty	5-Year
Approx. Shipping Wt.	1 lb. (454g)
Protective Cover	Model No. E-50-C



RA-93



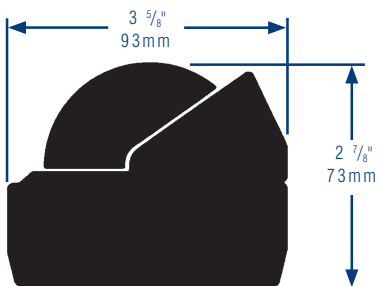
SURFACE MOUNT, 2 3/4" DIAL
tiller steer fishing boats up to 24 feet

OFF 90° COMPASS S-OFF90

Boat Style/Size	Power up to 24 ft (7.32m)
Dial Size/Design	2 3/4" (70mm)/Direct-Read Dial
Night Lighting	12V Green
Compensators	Built-in
Warranty	5-Year
Approx. Shipping Wt.	1 lb. (454g)
Viewing	90° off for viewing from starboard
Protective Cover	Model No. E-50-C



S-OFF90



KAYAK COMPASSES & ACCESSORIES



NEW
XP-99



NEW
XP-99W



Kayaker Tie-Down
K-TD.2 (compass not included)

RITCHIE X-PORT KAYAKER™ COMPASSES

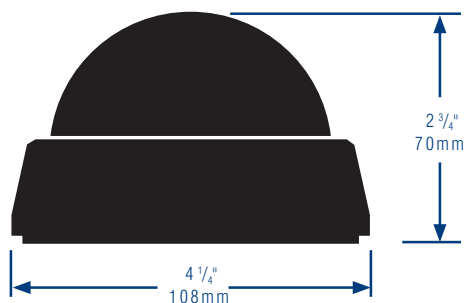
Kayaker compasses come in surface mount or tie-down models. Either choice delivers adventurous kayakers the security of being able to paddle a straight course in dense fog or rough seas.

SURFACE MOUNT, 3" DIAL

for kayaks up to 16 feet

RITCHIE KAYAKER™ XP-99

Boat Style/Size	Sea Kayaks up to 16 ft
Dial Size/Design	3" (76mm)/CombiDial
Warranty	5-Year
Approx. Shipping Wt.	1 lb. (454g)



SPECIAL FEATURES:

- CourseMinder Movable Bezel with Heading Indicator
- Twist On/Off Mount for Easy Transport or Storage
- Low Mounted Height
- Simple Hand Tool Installation

KAYAKER TIE-DOWNS

Designed for Mounting the Ritchie Kayaker... No Drill, No Holes in the Deck, Flexible Pad and Foam Ring Easily Conform to Deck Shape, Won't Scratch Finishes.



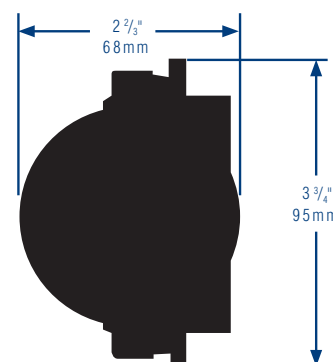
V-527

SLOPE MOUNT, 2 3/4" DIAL

ideal for NDK Kayaks

RITCHIE V-527

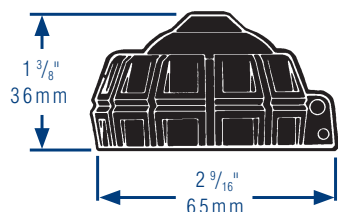
Boat Style/Size	Kayaks
Dial Size/Design	2 3/4" (70mm)/Direct-Read Dial
Night Lighting	N/A
Compensators	Built-in
Warranty	5-Year
Viewing	Adjustable up to 45°
Approx. Shipping Wt.	1lb. (454g)



KAYAK COMPASSES & ACCESSORIES



SportAbout
X-11Y



HANDBEARING, 2" DIAL

for kayaks up to 16 feet

RITCHIE SPORTABOUT™ X-11Y

Boat Style/Size	Sea Kayaks up to 16 ft
Dial Size/Design	2" (51mm)/Direct-Read Dial
Warranty	5-Year
Approx. Shipping Wt.	1 lb. (454g)



SportAbout Kayak Tie-Down
X-TD (compass not included)

SPORTABOUT™ KAYAK TIE-DOWNS

SportAbout handbearing compasses are compact, portable, and perfect for reliable navigation in compact boats where space is at a premium. SportAbout compass features:

- Easy-to-read 2" Direct-Reading Dial
- Silicon Impact Resistant Case with Neck Lanyard
- Compact Size for Easy Handling and Storage
- QuickSight™ V-Notch and Lubber Line for Easy Heading Alignment
- Non-Electric Chem Sticks Providing 18 Hours of Night Lighting
- New Holder Ideal for Deck Mounting SportAbout Compasses on Small Boats




SportAbout™ Holder
White - X-11-HW
Black - X-11-H



SPORTABOUT COMPASS HOLDER

The New SportAbout Holder can be Deck Mounted to make your SportAbout a Steering Compass on Small Boats. For convenient storage, mount the Holder on a Bulkhead.



WetNotes Model W-50 (left & center),
includes 45 pages, vinyl cover and pencil
WetNotes Model W-35 (right), includes 40
pages, self cover

WETNOTES® W-35 & W-50

WetNotes are ideal for any on-the-water record keeping, from jotting down favorite fishing spots to grocery lists. Completely waterproof so they may be used under-water, WetNotes are available in two sizes: the Large 4 1/2" x 7 1/4" Notebook and the Small 3" x 5" Pocket Notebook. WetNotes uses regular soft lead pencil (supplied with W-50 Notebook), opens flat for easy writing, has easily removable pages and a tough international safety yellow vinyl cover.

STEEL & COMMERCIAL BOAT COMPASSES



HB-845

BRACKET MOUNT, 3 3/4" DIAL steel and commercial vessels larger than 20 feet HELMSMAN™ HB-845 WITH STEEL BOAT QUADRANTAL CORRECTORS

Dial Size/Design	3 3/4" (57mm)/Flat-Card Dial
Night Lighting	12V Green/24V or 32V by order
Overall Dimensions	12" x 6 1/6" (305mm x 157mm)
Base	4 3/8" (111mm)
Warranty	5-Year
Approx. Shipping Wt.	6 lb. (2.72kg)
Protective Cover	Model No. H-741-C



B-200P

BINNACLE MOUNT, 4 1/2" DIAL steel and commercial vessels larger than 20 feet NAVIGATOR™ B-200P WITH STEEL BOAT QUADRANTAL CORRECTORS

Dial Size/Design	4 1/2" (114mm)/Flat-Card Dial
Night Lighting	12V Green/24V or 32V by order
Overall Dimensions	17 1/4" x 6 1/6" (438mm x 157mm)
Base	7 1/4" (184mm)
Warranty	5-Year
Approx. Shipping Wt.	10 lb. (4.5kg)
Protective Cover	Model No. N-203-C



D-5-S

BINNACLE MOUNT, 5" & 6" DIAL steel and commercial vessels larger than 20 feet GLOBEMASTER® D-5-S & D-6-S WITH STEEL BOAT QUADRANTAL CORRECTORS

	D-5-S	D-6-S
Dial Size/Design	5" (127mm)	6" (152mm)
Night Lighting	12V Green/24V or 32V by order	
Overall Dimensions	22" x 8 3/4" (556mm x 223mm)	23 3/4" x 10 1/4" (603mm x 260mm)
Base	7 1/8" (181mm)	8 3/16" (209mm)
Warranty	5-Year	5-Year
Approx. Shipping Wt.	23 lb. (10.44kg)	29 lb. (13.15kg)



1. 2° Dial Model No. G-2 (5" only)
2. 2° Dial w/points Model No. G-2-P (5" and 6")
3. 5° Dial Model No. G-5 (5" and 6")

IMPORTANT ORDERING INFORMATION

All Steel and Commercial Boat Compasses are individually custom assembled to order, and there are many options to consider. All models are available with your choice of 12, 24, or 32-volt night lighting. In addition, Globemaster Models are available for either sail or powerboats with a choice of dial sizes and dial degree graduations. The Globemaster Traditional Binnacle Models are also available in Polished Brass (X), Chrome Plated Brass (C) or Black (B) finish. Please ask your dealer or boat builder for complete specifications, options and ordering information or call Ritchie Customer Service at 781-826-5131.

STEEL & COMMERCIAL BOAT COMPASSES



YB-500

YOKE MOUNT, 5" & 6" DIAL

steel and commercial vessels larger than 20 feet

GLOBEMASTER® YB-500 & YB-600 WITH STEEL BOAT QUADRANTAL CORRECTORS

	YB-500	YB-600
Dial Size/Design	5" (127mm)	6" (152mm)
Night Lighting	12V Green/24V or 32V by order	
Overall Dimensions	19" x 8 1/4" (483mm x 210mm)	20 1/4" x 9 7/8" (514mm x 245mm)
Base	6 7/8" (175mm)	8" (203mm)
Warranty	5-Year	5-Year
Approx. Shipping Wt.	18 lb. (8.16kg)	26 lb. (11.90kg)

GLOBEMASTER SHOCK MOUNT COMPASSES

feature a special anti-vibration mount. Isolates Dial to protect Pivot and Jewel.



B-453

SHOCK MOUNT, 5" & 6" DIAL

steel and commercial vessels larger than 20 feet

GLOBEMASTER™ B-453 & B-463 WITH STEEL BOAT QUADRANTAL CORRECTORS

	B-453	B-463
Dial Size/Design	5" (127mm)	6" (152mm)
Night Lighting	12V Green/24V or 32V by order	
Overall Dimensions	19" x 8 1/4" (463mm x 210mm)	20 1/2" x 10 1/4" (521mm x 260mm)
Base	7 1/4" (111mm)	9 1/2" (241mm)
Warranty	5-Year	5-Year
Approx. Shipping Wt.	10 lb. (4.5kg)	24 lb. (10.89kg)



C-453

SHOCK MOUNT, 5" & 6" DIAL

commercial vessels larger than 20 feet

GLOBEMASTER™ C-453 & C-463 WITH SHOCK MOUNT BINNACLE

	C-453	C-463
Dial Size/Design	5" (127mm)	6" (152mm)
Night Lighting	12V Green/24V or 32V by order	
Overall Dimensions	8 1/2" x 8 1/4" (216mm x 210mm)	9 1/2" x 10 1/4" (241mm x 260mm)
Base	8 1/16" (214mm)	9 1/2" (241mm)
Warranty	5-Year	5-Year
Approx. Shipping Wt.	7 lb. (3.52kg)	12 lb. (5.44kg)

NAVY STANDARD COMPASSES

RITCHIE REINTRODUCES THE LEGENDARY NAVY STANDARD COMPASS



NS-7.5-SB

BRACKET MOUNT, 7 1/2" DIAL

large steel and commercial vessels

NAVY STANDARD NS-7.5-SB WITH STEEL BOAT QUADRANTAL CORRECTORS

Dial Size/Design	7 1/2" (192mm)/Flat-Card Dial
Night Lighting	12V, 24V, 32V, and 110V
Overall Dimensions	25" x 9 3/8" (635mm x 238mm)
Base	12 1/2" (318mm)
Warranty	5-Year
Approx. Shipping Wt.	43 lb. (19.5kg)



NS-7.5

BRACKET MOUNT, 7 1/2" DIAL

large steel and commercial vessels

NAVY STANDARD NS-7.5

Dial Size/Design	7 1/2" (192mm)/Flat-Card Dial
Night Lighting	12V, 24V, 32V, and 110V
Overall Dimensions	11 3/4" x 9 3/8" (299mm x 238mm)
Base	12 1/2" (318mm)
Warranty	5-Year
Approx. Shipping Wt.	19 lb. (8.6kg)

NS-7.5-BIN

(NOT SHOWN)

BINNACLE MOUNT, 7 1/2" DIAL (NOT SHOWN)

large steel and commercial vessels

NS-7.5-BIN WITHOUT MOUNTING BRACKET FOR INSTALLATION IN SHIP'S BINNACLE

Dial Size/Design	7 1/2" (192mm)/Flat-Card Dial
Night Lighting	12V, 24V, 32V, and 110V
Overall Dimensions	11 3/4" x 5 15/16" (299mm x 151mm)
Base	12" (304mm)
Warranty	5-Year
Approx. Shipping Wt.	16 lb. (7.3kg)

NAVY STANDARD COMPASS FEATURES

- 1° increments with cardinal and inner cardinal markings
- Dial float chamber removes nearly all the weight from pivot and jewel to extend operation by years
- Bezel machined to accommodate 7 1/2" Navy standard azimuth circle or bearing circle
- 5" quadrantal spheres standard with steel boat model, smaller sizes available on request
- Meets or exceeds Solas ISO Class A compass requirements
- Operating Temperature Range: -22°F (-30°C) to +175°F (+80°C)
- 12, 24, 32, and 110 Volt Lighting included

ALABAMA

Mobile Instrument Co. Inc.
745 Lakeside Dr.
Mobile 36693
(251) 660-7474
mwillis@mobileinstrumentco.com

CALIFORNIA

Baker Marine Instrument & Repair
2425 Shelter Island Dr.
San Diego 92106
(619) 222-8096
brian@bakermarineusa.com
www.bakermarineusa.com

Beacon Marine Electronics

3401 West 5th St.
Suite 150
Oxnard 93030
(805) 965-9828
beaconmarineelec@earthlink.net
www.beaconmarineelectronics.com

NOR-CAL Compass

Adjusting
667 Bird Ct.
Novato 94947-4315
(415) 892-7177
noralcompass@verizon.net

Safe Navigation Inc

129 West Fifth St.
Long Beach 90802
(562) 590-8744
sales@safenav.com
www.safenav.com

Wheelhouse Compass

6940 Aragon Circle Suite 4
Buena Park 92801
800-700-NAVY (6289)
compassrepair@wheelhousecompass.com

CONNECTICUT

Connecticut Compass Service
301 Grassy Hill Rd.
Lyme 06371
(860) 434-2019
wkyder@earthlink.net

George B. Winther Yacht Services

Gwenmor Marina
Broadway Ext.
Lyme 06371
(860) 434-2019
wkyder@earthlink.net

Southern New England

Compass Service
167 Cherry St.
Milford 06460
(203) 877-1788
mgabriel3@juno.com

FLORIDA

Compass Service Center
c/o Curtis Marine
229 Banyon Ln.
Tavernier 33070
(305) 852-3757

Island Compass South

2256 Orange Ave.
Orange Park 32073
(904) 269-3810
(888) 269-3810
Fax (904) 215-9180
compassfix@islandcompass.com
www.islandcompass.com

JK & E Enterprises, Inc.

7075 121 Way N.
St. Petersburg 33772
(727) 398-5132
joe@compassadjuster.com
www.compassadjuster.com

L. B. Harvey Marine Inc.

363 Granello Avenue
Coral Gables 33146
(800) 856-1583
7:00 AM to 10:00 PM EST
lbhmarine@aol.com
www.lbharveymarine.com

Lauderdale Compass

300 West State Rd. 84
Ft. Lauderdale 33315
Tech (954) 467-3911
Sales (800) 951-5123
www.lspeedo.com

Marine Specialist & Electronics

11 Sugar Berry Rd.
Pensacola 32514
(850) 478-7037
w.melner@cox.net

Monroe Enterprises Inc.

4683 Atlantic Ave.
Sarasota 34233
(941) 927-0792
sammonroe@comcast.net

Robert Barrueco

2592 SW 69th Ave.
Miami 33155
(305) 667-6036
cell: (305) 401-6036
azimuth@prodigy.net

Ron Fodor Compasses

1201 SW Live Oak Cove
Fort St. Lucie 34986
(772) 340-2999

Seacoast Electronics Inc

240 Talleyrand Ave.
Jacksonville 32202
(904) 355-0343
Fax: (904) 356-9088
art.thomasjr@seacoast-rhg.com

Tropica Boats & Marine, Inc.

4841 Waycross Rd
Fort Myers 33905
(239) 694-5259
sales@tropica.net
www.tropica.net

GEORGIA

Island Compass South – Savannah

(Mail-in location only)
125 Foxfield Way
Suite # 4, Box 175
Pooler 31322
(888) 269-3810
(803) 810-0246
compassfix@islandcompass.com
www.islandcompass.com

HAWAII

Commercial Marine Electronics
dba The Compass Adjustor
1320 Kalani St. #B309
Honolulu 96817
(808) 841-3300
cme.hawaii@hawaiiantel.net

ILLINOIS

Great Lakes Compass Adjusting & Repair

31 N. Alfred Ave.
Elgin 60123
(847) 697-6491

LOUISIANA

American Electronic Service Inc.

1401 Sandra St.
Morgan City 70380
(985) 702-8400
glof@teche.net

Baker, Lyman & Co., Inc.

5250 Veterans Memorial Blvd.
Metairie 70006
(504) 831-3685
sales@bakerylyman.com
www.bakerylyman.com

MAINE

Compass Adjustment & Repair
5 Glacier Way
Sedgwick 04676
(207) 326-8014
johncomp@downeast.net

DNW Marine Services, Inc.

P.O. Box 674
176 Clark Point Rd.
Southwest Harbor 04679
(207) 244-3490

Maine Compass Service

6 Spar Cove Rd.
South Freeport 04078
(207) 866-6645
mecompass@suscom-maine.net

MARYLAND

East Coast Compass

1 Queen Anne Ave.
Cambridge 21613
(866) 500-6011
tshubb@comcast.net

J Gordon & Company, Inc.

726 Second Street
Annapolis 21403
(410) 263-0054
jgordonco@aol.com

Maryland Nautical Sales Inc.

1400 E Clement St.
Baltimore 21230
(410) 752-4268
(800) 596-7245
sales@mdnautical.com
www.mdnautical.com

MASSACHUSETTS

Andrews Compass Service

11 Baptist St.
P.O. Box 1122
Mattapoisett 02739
(508) 758-3001
(800) 566-7277
service@andrewscompass.com
www.andrewscompass.com

Cape Compass

114 Blacksmith Shop Rd.
P.O. Box 52
West Falmouth 02574
(508) 457-9093
(800) 675-9093
Jeff.kaufmann@capecompass.com
www.capecompass.com

Viking Instruments

41 Summer St. Rt. 3A
Kingston 02364
(781) 585-2100
info@compassrepair.com
www.compassrepair.com

MICHIGAN

G T Compass Compensation & Repair

5250 Vance Rd.
Grawn 49637
(231) 943-9819

MINNESOTA

Duluth Magnetic Compass Service

1739 Dunedin Ave.
Duluth 55803
(218) 724-0020

NEW JERSEY

Cape-Atlantic Compass Repair

14 Create Bay Dr.
Somers Point 08244
(609) 204-2681
cape.atlantic@att.net

Capt. Howard Wilson & Son Inc.

7 Sabre Road
P.O. Box 76
Tuckerton 08087
(609) 296-3692
pw84redvette@msn.com

Howard Post

8 Logan Ct.
Briek 08724
(941) 966-4987 (FL)
(732) 295-1871 (NJ)
TheHopo@aol.com

NEW HAMPSHIRE

Young's Maritime Services, LLC

311 Pickpocket Rd.
East Wakefield 03830
(603) 312-4237
info@youngsmaritimeservices.com
www.youngsmaritimeservices.com

NEW YORK

Brewer Yacht Yard at Greenport Inc.

500 Beach Rd.
Greenport 11944
(631) 871-2588
qmiii@aol.com

CapCompass

27 The Commons
Grand Island 14072
(716) 523-7192
CapCompass@roadrunner.com
www.CapCompass.com

Capt. Edward C. Sadler

165 Schofield St.
City Island, BX 10464
(718) 885-1565

North Sea Navigator

9 Logan Hill Rd.
Norfolk 11768
(631) 757-7169
cjacob31@optonline.net
www.northseanavigatorinc.com

NORTH CAROLINA

Holden Navigation
41 Jordan Dr.
Belhaven 27810
(252) 964-2436
hold@gotricounty.com

Ship Creek Boat Works

Lake Wylie 29710
(888) 539-2757
Fax (425) 258-4120
cdrccompass@islandmarineinst.com
www.islandmarineinst.com

Island Compass South – Charlotte

505 Little Cove Lane
Lake Wylie 29710
(888) 269-3810
(803) 810-0246
compassfix@islandcompass.com
www.islandcompass.com

OHIO

Sailor's Sales

211 West Water St.
Sandusky 44870
(419) 626-9463
SailSale@hotmail.com

OREGON

Mark Anderson, Compass Adjuster

3006 NE Everett St.
Portland 97232
(503) 720-6184
Fax (503) 234-2736
adjuster@europa.com

RHODE ISLAND

East Bay Compass Service

128 Church Pond Drive
Tiverton 02878
(401) 625-2424
ebcs@cox.net

Hempstead Navigation Service, LLC

296 William Reynolds Rd.
PO. Box 123
Exeter 02822
(401) 294-9310
hempnav@aol.com

Richardson Instruments

94 Herbert St.
East Greenwich 02818
(401) 885-3788
richardson@aol.com

SOUTH CAROLINA

Island Compass South – Charleston

(mail-in location only)
1305C N. Main St., PMB 272
Summerville 29483
(888) 269-3810
(803) 810-0246
compassfix@islandcompass.com
www.islandcompass.com

TEXAS

Allen Marine Electric

3132 Canterbury Ct.
Brownsville 78526
(956) 546-7511
allenme8@hotmail.com

DBS Electronics

6869 Rainbow Lane
Port Arthur 77643
(409) 962-8747
mary@dbselectronics.com
www.dbselectronics.com

Land Sea & Sky Unlimited

1927 Richmond Ave.
Houston 77098
(713) 529-3551
repairs@lsstnr.com
www.lsstnr.com

Marine & Industrial Specialties, Inc.

10 Ash St.
PO. Box 831
Freeport 77541
(979) 233-0181
rgores@sbcglobal.net

VIRGINIA

R.S. mola Company

10231 Warwick Blvd.
Newport News 23601
(757) 596-6900

W.T. Brownley Company

226 E. Main St.
Norfolk 23510
(757) 622-7589
chartagent@aol.com

WASHINGTON

Eknes Instrument
6231 4th Ave. NW
Seattle 98107
(206) 783-3303
compassman98107@yahoo.com

Island Marine Instrument Co. Inc.

2214 Broadway
Everett 98201
(888) 539-2757
Fax (425) 258-4120
cdrccompass@islandmarineinst.com
www.islandmarineinst.com

CARIBBEAN

PUERTO RICO

San Juan Inland Marina

451 Fernandez Junco
Puerto De Tierra
San Juan 00901
(787) 722-7088
azimuth@prodigy.net

TRINIDAD WEST INDIES

Marine Consultants (Trinidad) Limited

43 Charles St.
Testaferrata Street
Port of Spain
(868) 625-1309
mcl@mcl.co.tt
www.mcl.co.tt

ST. CROIX

Marine Specialty Services

3 Company St.
Christiansted 00820
(340) 773-5167
chandler65@earthlink.net

ST. THOMAS

Lighthouse Marine Corp.

C/O S.O.S.
5132 Dronningsengs Gade, Suite 1
St. Thomas 00802-6909
(340) 771-5775
(340) 344-3117
Fax (340) 775-5050
www.lighthousemarinevi.com

AUSTRALIA

BLA

45 Aquarium Ave.
Hemmant, Queensland 4174
61 (7) 3907 5500
Fax 61 (7) 39075599
service@bla.com.au
www.bla.com.au

CANADA

BRITISH COLUMBIA

Britmar Marine Ltd

Unit 102B, 2433 Dollarton Highway
N. Vancouver V73 0A1
(604) 983-4303
Fax (604) 983-4313
www.britmar.com

NEW BRUNSWICK

Maritime Compass

468 White Head Rd.
White Head Island
ESG 1K9
(506) 662-5829
navigate@nbnet.nb.ca

ONTARIO

Brewers Marine Supply

65 Guise St. E
Hamilton L8L 8B4
(905) 529-4114
robin@brewersmarine.com
www.brewersmarine.com

Ontario Compass

25 Lady Stewart Blvd.
Brampton L6S 3Y2
(416) 903-6153
Fax (905) 455-7543
ontariocompass@ica.net

QUEBEC

Raytech Electronique

1451 Laurentides
Laval H7M 2Y3
(450) 975-1015
raytech@raytech.ca
www.raytech.ca

CYPRUS

Ocean Marine Equipment Ltd.

245B St. Andrews St.
Limassol 3505
+357 (25) 369731
oceanm@spidernet.com.cy

GERMANY

Ferropilot GmbH

NL Hamburg der ELNA GmbH
Siemensstr. 35
D-25462 Rellingen
+49 4101-301 01
post@ferropilot.de
www.ferropilot.de

GREECE

Alex Marine

5 Leocharous St.
18531 Piraeus
+30 (210) 4129539
alexmarine@otenet.gr

ITALY

Svama Nautica SRL

Via Beneficio Il Tronco 57/B
48015 Montaleto di Cervia (RA)
+0039/544/965689
svama-nautica@svama-nautica.com
http://www.svama-nautica.com

JAPAN

Fuji-Royal Co. Ltd.

3-4-15 Toyoda,
Minami-ku, NAGOYA
457-0841
+81 (52) 761-2411
info@fuji-royal.com
www.royal-kk.co

MALTA

International Marine Center Ltd.

Testaferrata Street
Ta'Xbiex XBX 1405
Malta, EUROPE
(+356) 2133 2747
FAX (+356) 2134 3871
info@imc.com.mt
www.imc.com.mt

NETHERLANDS

Datema Delfzijl BV

Zeesluizen 8
9936 HX Delfzijl
+31 (596) 635 252
delfzijl@datema.nl
www.datema.nl

NEW ZEALAND

Compass & Sextant Specialists

52A Bayswater Ave.
Bayswater
+64 (9) 445-3336
dschafer@extra.co.nz

NORWAY

Telmo Control A/S